


AT FLAIR WE CARE! 800-532-3492

MAGNETIC CONTACTS


+ Wide Gap Rare Earth Magnets Standard + Life-Time Warranty
 + UL and ULC Approved + Wide Variety of Sizes + Custom Products
 Manufactured with Next Day Delivery + Low Cost, High Quality



VIP CONTACTS - Most Common Sizes, Closed Loop Only



VIP68



VIP94-1 VIP94-1N



VIP941A MN123787



VIP94-2 VIP94-2N



VIP94-2T VIP94-2TN



VIP48 VIP48N




VIP48-1A 942C



PFC40N PFC40



VIP99-1 VIP99-1T



VIP130-2



VIP88



VIP100



VIP39



VIP1000-37



VIP1000-98L 98Z

CLOSED LOOP

VIP68	1"	1/4" Dia. x 1 1/4" L
VIP94-1 and VIP94-1N	3/4"	3/8" Dia. x .562" L
VIP941A MN123787	1 1/4"	3/8" Dia. x .562" L
VIP94-2 and VIP94-2N	3/4"	3/8" Dia. x 3/4" L
VIP94-2T and VIP94-2TN	3/4"	3/8" Dia. x 3/4" L
VIP48 and VIP48N*	1/2"	3/4" Dia. x .90" L
VIP48-1 and VIP48-1N*	1/2"	3/4" Dia. x .90" L
VIP48A 942C*	1/2"	3/4" Dia. x .90" L
VIP48-1A 942C*	1/2"	3/4" Dia. x .90" L
PFC40 and PFC40N*	1/2"	3/4" Dia. x 1 1/4" L
PFC40-1 and PFC40-1N*	1/2"	3/4" Dia. x 1 1/4" L
VIP99-1	.08 +/- .03	3/4" Dia. x 3/4" L
VIP99-1T	.08 +/- .03	3/4" Dia. x 1 1/8" L
VIP130-2	1"	1/4" x 5/8" x 1 1/4"
VIP88	1"	1/4" x 3/8" x 1 1/2"

STD. GAP

SWITCH DIMENSIONS

CLOSED LOOP


VIP100	1"	1/4" x 3/8" x 2"
VIP100-1 (no tabs)	1"	1/4" x 3/8" x 1 1/2"
VIP39	1"	1/2" x 5/8" x 2 1/2"
VIP1000-37	1 1/2"	1/2" x 1/2" x 4"
VIP1000-37S	1 1/2"	1/2" x 1/2" x 4"
VIP1000-98Z	3"	3/8" x 1 3/4" x 4"
VIP1000-98L	3"	3/8" x 1 3/4" x 4"

STD. GAP


SWITCH DIMENSIONS

NOTES: CONTACTS / SWITCHES - Switches and Magnets Sold Separately. Other Switch Magnet Combinations Available. Resistors, Diodes and Other Custom Configurations Available.
 D=DPDT, N=Bare Rare Earth Magnet, P=Private Label, T=Terminal, S=Jacketed Cable Z=Z-Bracket L=L-Bracket, F=Flat-Bracket, * =Indicates Gap when Steel Mounted, **=Adjustable Magnet
 Recessed Contacts: -1=Short Case or Mini, -2=Stubby, Surface Mount Contacts: -1=Side Leads, -2=Center Leads
 PFC40 and PFC40-1 are terminal switches UL 10C listed for fire door accessories


RECESSED CONTACTS - Multiple Configurations




RMS68-2



RMS94-1 RMS94-1N



RMS94-2 RMS94-2N




PFC48 PFC48N




MSS100-6

SURFACE MOUNT CONTACTS - Multiple Configurations




LMS11




LMS13-1 LMS13-2




LMS88




LMS28




1000-24 1000-24S




1020-24




1000-53



1000-37 1000-37S



1020-37



1000-65

OVERHEAD DOOR CONTACTS - Multiple Configurations



1900-98




1000-98Z



1000-98L



1000-38Z



1800-98

<u>CLOSED LOOP</u>	<u>OPEN LOOP</u>	<u>SPDT</u>	<u>STD. GAP</u>	<u>WIDE GAP</u>	<u>SWITCH DIMENSIONS</u>	<u>OPTIONS AVAILABLE</u>
RMS68-2	RMS71-2	RMS69-2	3/4"	1 1/4"	1/4" Dia. x 3/4" L	D, N
RMS94-1 / 94-1N	--	--	1/2"	1"	3/8" Dia. x .562" L	-1, -2, N
RMS94-2 / 94-2N	RMS93-2 / 93-2N	RMS95-2 / 95-2N	3/4"	1 1/4"	3/8" Dia. x 3/4" L	-1, -2, D, N
PFC48 / 48N *	PFC41 / 41N *	PFC42 / 42N *	1/2"	1"	3/4" Dia. x .90" L	D, N, P
MSS100-6 *	MSS100-1 *	MSS100-4 *	1/2"	1"	1" Dia. x .90" L	D, N, P
LMS11	--	--	3/4"	--	.21" x .32" x .67"	--
LMS13-1	LMS12-1	LMS14-1	3/4"	--	1/4" x 1/2" x 1 1/4"	-1, D, P
LMS13-2	LMS12-2	LMS14-2	3/4"	--	1/4" x 1/2" x 1 1/4"	-2, D, P
LMS88	LMS87	LMS89	3/4"	--	1/4" x 3/8" x 1 1/2"	D, P
LMS28	LMS27	LMS29	3/4"	1 1/2"	1/2" x 1/2" x 2"	D, P
1000-24 / 24S	1000-22 / 22S	1000-34 / 34S	1"	1 1/2"	1/2" x 1/2" x 2 1/2"	D, P, S, T, Z
1020-24	1020-22	1020-34	1"	1 1/2"	1/2" x 1/2" x 2 1/2"	P, T
1000-53	1000-51	1000-52	1"	1 1/2"	1/2" x 1/2" x 2 1/2"	P, T
1000-37 / 37S	1000-58 / 40S	1000-47 / 47S	1 1/2"	3"	1/2" x 1/2" x 4"	D, P, S, T, Z
1020-37	1020-58	1020-47	1 1/2"	3"	1/2" x 1/2" x 2 1/2"	P
1000-65	1000-63	1000-64	3"	--	5/8" x 1 1/4" x 3 1/2"	D, L, P
1900-98	1900-96	1900-96	--	--	3/4" x 1 1/2" x 2 1/4"	F, L
1000-98Z / 98L	1000-96Z / 96L	1000-96Z / 96L	3"	--	3/8" x 1 3/4" x 4"	L, Z
1000-38Z / 38L	1000-36Z / 36L	1000-36Z / 36L	3"	Up to 6" travel	3/8" x 1 3/4" x 8"	L, Z
1800-98	1800-96	1800-96	3"	--	3/8" x 1 3/4" x 4"	--

HIGH SECURITY CONTACTS - Balanced or Triple Biased




RMS94-7



MSS200-7 MSS100-7



MSS100-17 MSS100-19



1010-64X

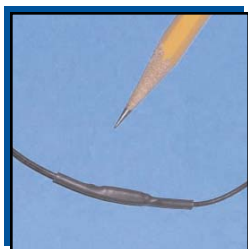


MSS2757

SPECIALTY SWITCHES AND ACCESSORIES



1000-34SW RAC




RMS81




1000-H2OS 1000-H2O



ARTGARD100-12



Magnets



Brackets




Pre-Wire Plugs



Spacers



Collars



Armored Cable

<u>PART NUMBER</u>	<u>DESCRIPTION</u>	<u>SWITCH DIMENSIONS</u>	<u>PART NUMBER</u>	<u>DESCRIPTION</u>	<u>DIMENSIONS</u>
RMS94-7**	Balanced	3/8" Dia. x 1 1/4" L	1000-H2O	Water Sensor	1/2" x 1/2" x 2 1/2"
MSS200-7**	Balanced	3/4" Dia. x .90" L	1000-H2OS	Water Sensor	1/2" x 1/2" x 2 1/2"
MSS100-7**	Balanced	1" Dia. x .90" L	ARTGARD100-12	Protect Art / TVs	3/4" Dia. x 1 1/2" L
MSS100-17**	Balanced	1 1/2" x 1 1/4" X 3 3/4"	Magnets	Rare Earth (N35)	All Sizes
MSS100-19**	Tamper, Remote Test	1 1/2" x 1 1/4" X 3 3/4"	Brackets	Aluminum	L and Z
1010-64X**	Balanced	5/8" x 1 1/4" x 3 1/2"	Pre-Wire Plug	Plastic	3/8" Dia. and 3/4" Dia.
MSS2757	Triple Biased	1 3/8" X 1 1/4" X 4 7/8"	Spacers	Plastic	All Sizes
1000-34SW RAC	SPDT	3/8" X 1 1/4" X 4 7/8"	Collars	Plastic	3/8"-1" Dia. 3/8" Dia Hole
RMS81	Screen Switch	1/8" Dia. x 3/4"	Armored Cable	Stainless Steel	7/32" Dia. x 25 Ft.

FENCE SENSORS

+ Low Cost + False Alarm Free + Easy to Install + Curved or Uneven Fences + Use with Any Control + Expandable + Adjustable Sensitivity + Wireless Models Available (No Trenching)



1000-77



1000-77W



VIB100



VIB100W



PAS200

<u>P/N</u>	<u>DESCRIPTION</u>	<u>ZONE LENGTH</u>	<u>P/N</u>	<u>DESCRIPTION</u>	<u>ZONE LENGTH</u>
1000-77	Taut Wire	200 Feet	VIB100	Vibration	30 - 50 Feet
1000-77W	Wireless Taut Wire	200 Feet	VIB100W	Wireless Vibration	30 - 50 Feet
			PAS200	Portable Alarm	Works with fence sensors

ANNUNCIATORS AND GRAPHIC DISPLAYS


+ Simple, Highly Visual Display + One Touch Zone Control + Micro-Controller Based, Fully Programmable + Monitor Closed, Open and Multi-State Circuits (High Security) + Input to Output Mapping (Multiple Outputs per Zone) + Master Annunciator to Multiple Remote Annunciators or Graphic Displays via RS485 + Multiple Enclosures



ANNUNCIATORS - Up to 1000 Zones with more than 30 Options



531 531A




531 with Wood Veneer



531B



531C




561A



561B



503A



561R



550A



500CM

DOOR ALARMS AND GRAPHIC DISPLAYS - Master and Remote




DA-1-6-10-15Y



SZA200



550S - Satellite Photo



550S

P/N	ZONES	ENCLOSURE SIZE	ENCLOSURE TYPE	MOUNTING	POWER	OPTIONS AVAILABLE
531	8	4 1/2" x 4 1/2" x 2"	None	Recessed	12 VDC	
531B	8	4 3/4" x 4 3/4" x 2 1/2"	Plastic - Blk or Wht	Surface	12 VDC	Custom requirements easily incorporated
531C	8	6 3/8" x 6 3/8" x 2 3/4"	Coated Steel	Surface	12 VDC	
531A	8	4 1/2" x 4 1/2" x 2"	None	Recessed	110 VAC	
561A	8 to 32	11" x 4 1/4" x 2 1/2"	None	Recessed	110 VAC	
561B	8 to 32	11" x 4 3/4" x 8"	Coated Steel	Desk Top	110 VAC	
503A	8 to 64	14" x 14" x 5"	Coated Steel	Surface	110 VAC	Call Flair or go to our website for Data Sheets and Option List
561R	8 to 120	19" x 5 1/4" x 2 1/2"	Coated Steel	Rack	110 VAC	
550A	1 to 48	10 1/2"x13", 13"x19", 20"x26"	Coated Metal	Surface or Recessed	110 VAC	
500CM	8 Annunciators	6 3/8" x 6 3/8" x 2 3/4"	Coated Metal	Surface	110 VAC	
DA	8	Single or Double Gang	Plastic or SSteel	Surface or Recessed	12 VDC	
SZA200	1	4 1/2" x 4 1/2" x 2"	Plastic - Blk or Wht	Surface or Recessed	12 VDC	
550S	1 to 200	10 1/2"x13", 13"x19", 20"x26"	Custom	Surface or Recessed	5 - 24 VDC	

FLAIR ELECTRONICS

212 Mercury Circle, Pomona, CA 91768
ph (800) 532-3492 fax (909) 568-0151

www.flairsecurity.com



REPRESENTED / DISTRIBUTED BY:

